


# WELCOME TO BUTTERHOLE. DEVILS GAP NEW MODERATE 5.8 JUG TUG



## APPROACH




Walk west from wherever you can drive to. It's 2 hours from the top of the big hill or 1 hour from the park boundary.





Head west past the first dry lake. Look for red tat on right side of the track.  
Head this way through the trees.



Walk up the drainage for big and little dipper for a short while. Watch for a carin on the left side of the creek bed. Follow the edge of slope to the bottom of the cliff.





Note the carin and dead tree once you reach the top of the slope. Head west again along the base of the cliff.



Butterhole will be reached in 2 minutes.  
Look for the first high bolt.



Here ya go. Pitch one.



## THE CLIMB

Pitch 1 - a rather high first bolt leads up to a short blocky steep wall. Make somewhat committing moves and overtake the blocks on the right. A few short moves back left take you to a small bay (bolt). Continue up on good rock to a set of rings on a ledge. 5.5



Pitch 2 - follow a short corner up and left of the belay. Clip the bolt and make your way right up to a sneaky slab move. Above this, make your way up great juggy fun rock to rings on the ledge. 5.7

The almost perfect rock.

Pitch 3- off the belay, follow the corner right. Follow the bolts up and head to the base of a steep wall. Tackle the steep wall and follow hard to believe holds up and slightly left to a slabby section. There is an intermediate rap anchor just above the steep section. Ignore these and run it out to the ledge above where you will find shiny rap rings. 5.7





Pitch 4- head out and right up a break. ( bolt partially hidden ) continue above and you will locate a bolt at the base of a steep wall. Start on the left and follow those money jugs to the top. The upper section of this pitch is excellent for the grade. 5.8 steep, sustained and the jugs keep comin'.

Best pitch of the climb 5.8

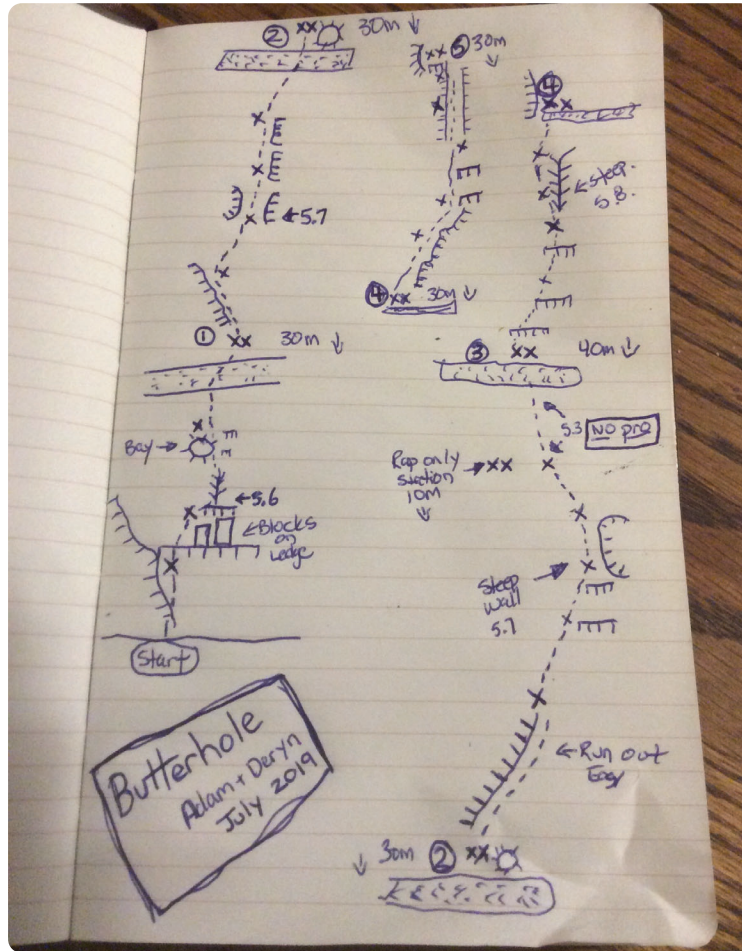


Pitch 5. Follow the bolts up and right, through some overlaps, into a wide corner / chimney of sorts. Spacey bolts lead up the chimney to eventually break left where the final rings await you. 5.7

Final pitch. For now...



**THE DESCENT** - rap the route with a single 60 m rope. NOTE the rap from the top of the 4th pitch is about 40 m to the 3rd. Utilize the intermediate rap station.



**OVERVIEW** - Butterhole is a great little climb is a classy location. The rock is excellent and the climbing juggy and fun. It manages to follow a logical line up the face with an easy descent. The grade is easy, but the climbing doesn't suck. The views are pretty great too.

One only needs about 10 draws and a 60 m rope. The climb is 100% bolted, but that said it is totally NOT A SPORT CLIMB. All of the hardware was drilled ground up on the second ascent. There are some big runouts and a steady leader is required at the 5.8 grade.

Butterhole is in the same league as morningside, afternoe, grey waves, and return to sender. Except the rock is way better and the bolts are way spacier.

We walked in from the top of the big hill and it took us 2 hours with all the hardware, drill, bolts, batteries, and 2 ropes. Walking at a casual pace. The next week we walked in from the park boundary with minimal gear and we were at Butterhole in just under an hour.

So go get on it. Its good if you want to drag a noob with you. Easy to watch your second and stay within a manageable distance. Just don't be a lump leading. Like I said, its spacey and new. We cleaned rubble twice, but ya never know.

BUTTERHOLE  
FA DERYN AND ADAM.  
JULY 2019





What great views

Yep. Seriously nice views



Butterhole Wall  
45 min from park boundary.  
90 min from top of big hill.